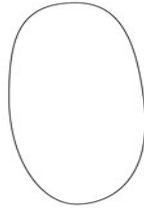



# How to Draw a Penguin in 5 Steps




1. Draw an oval




2. Add half dome for head and triangular wings



3. Add triangle-shaped beak, tail, and feet



4. Add details to head



5. Color your penguin in!

