









# States of Matter

**Directions:** Cut out the word cards at the bottom of the page. Glue the word cards in the correct places to label each object as a solid, liquid, or gas.

1. 	<input type="text"/>	5. 	<input type="text"/>
2. 	<input type="text"/>	6. 	<input type="text"/>
3. 	<input type="text"/>	7. 	<input type="text"/>
4. 	<input type="text"/>	8. 	<input type="text"/>



<b>solid</b>	<b>liquid</b>	<b>gas</b>	<b>solid</b>
<b>liquid</b>	<b>gas</b>	<b>solid</b>	<b>liquid</b>