










Scheme for Sedimentary Rock Identification

INORGANIC LAND-DERIVED SEDIMENTARY ROCKS					
TEXTURE	GRAIN SIZE	COMPOSITION	COMMENTS	ROCK NAME	MAP SYMBOL
Clastic (fragmental)	Pebbles, cobbles, and/or boulders embedded in sand, silt, and/or clay	Mostly quartz, feldspar, and clay minerals; may contain fragments of other rocks and minerals	Rounded fragments	Conglomerate	
			Angular fragments	Breccia	
	Sand (0.006 to 0.2 cm)		Fine to coarse	Sandstone	
	Silt (0.0004 to 0.006 cm)		Very fine grain	Siltstone	
	Clay (less than 0.0004 cm)		Compact; may split easily	Shale	
CHEMICALLY AND/OR ORGANICALLY FORMED SEDIMENTARY ROCKS					
TEXTURE	GRAIN SIZE	COMPOSITION	COMMENTS	ROCK NAME	MAP SYMBOL
Crystalline	Fine to coarse crystals	Halite	Crystals from chemical precipitates and evaporites	Rock salt	
		Gypsum		Rock gypsum	
		Dolomite		Dolostone	
Crystalline or bioclastic	Microscopic to very coarse	Calcite	Precipitates of biologic origin or cemented shell fragments	Limestone	
Bioclastic		Carbon	Compacted plant remains	Bituminous coal	