








































	BATTERY, MULTICELLS		FIRE-ALARM BOX, WALL TYPE		SINGLE-POLE SWITCH
	SWITCH BREAKER		LIGHTING PANEL		DOUBLE-POLE SWITCH
	AUTOMATIC RESET BREAKER		POWER PANEL		PULL SWITCH CEILING
	BUS		BRANCH CIRCUIT, CONCEALED IN CEILING OR WALL		PULL SWITCH WALL
	VOLTMETER		BRANCH CIRCUIT, CONCEALED IN FLOOR		FIXTURE, FLUORESCENT, CEILING
	TOGGLE SWITCH DPST		BRANCH CIRCUIT, EXPOSED		FIXTURE, FLUORESCENT, WALL
	TRANSFORMER, MAGNETIC CORE		FEEDERS		JUNCTION BOX, CEILING
	BELL		UNDERFLOOR DUCT AND JUNCTION BOX		JUNCTION BOX, WALL
	BUZZER, AC		MOTOR		LAMPHOLDER, CEILING
	Crossing not connected (not necessarily at a 90° angle)		CONTROLLER		LAMPHOLDER, WALL
	JUNCTION		STREET LIGHTING STANDARD		LAMPHOLDER WITH PULL SWITCH, CEILING
	TRANSFORMER, BASIC		OUTLET, FLOOR		LAMPHOLDER WITH PULL SWITCH, WALL
	GROUND		CONVENIENCE, DUPLEX		SPECIAL PURPOSE
	OUTLET, CEILING		FAN, WALL		TELEPHONE, SWITCHBOARD
	OUTLET, WALL		FAN, CEILING		THERMOSTAT
	FUSE		KNIFE SWITCH DISCONNECTED		PUSH BUTTON