

Name _____

Geometry and Fractions

Identifying faces on solid figures





















Yum!

Look at the bold face.




Color the matching shape.

Draw a matching shape in the box.



Bonus: Find the solid figure that can roll. Draw its face.



© The McGraw-Hill Companies, Inc.