
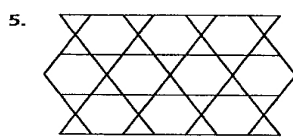
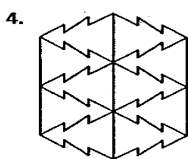
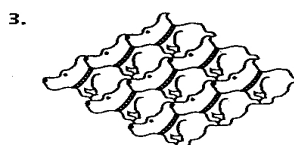
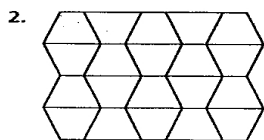





Practice 3-6

Mixed Exercises

Describe the symmetries of each tessellation. Copy a portion of the tessellation and draw any centers of rotational symmetry or lines of symmetry.



Identify the repeating figure or figures that make up each tessellation.



Use each figure to create a tessellation on graph paper.

