
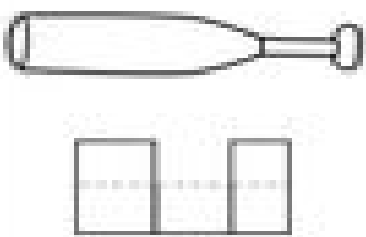
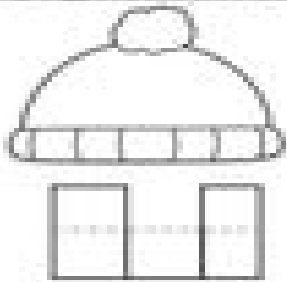
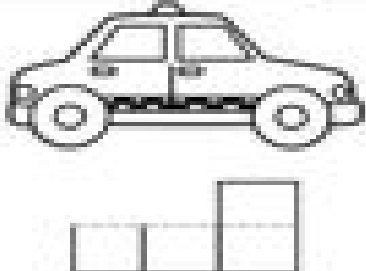
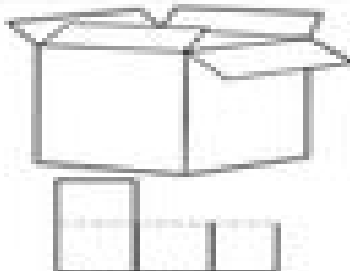






Name: _____

BOX it UP



Directions: Say the name for each picture. Write the beginning, middle and ending sound for each word. Color the pictures.

 A line drawing of a dog jumping over a sound box consisting of three rectangular boxes with a dashed line across the middle.	 A line drawing of a baseball bat positioned horizontally over a sound box consisting of three rectangular boxes with a dashed line across the middle.	 A line drawing of a winter hat with a pom-pom and a band, positioned over a sound box consisting of three rectangular boxes with a dashed line across the middle.
 A line drawing of a car positioned over a sound box consisting of three rectangular boxes with a dashed line across the middle.	 A line drawing of an open cardboard box positioned over a sound box consisting of three rectangular boxes with a dashed line across the middle.	 A line drawing of a person walking over a sound box consisting of three rectangular boxes with a dashed line across the middle.
 A line drawing of a briefcase positioned over a sound box consisting of three rectangular boxes with a dashed line across the middle.	 A line drawing of a mouse positioned over a sound box consisting of three rectangular boxes with a dashed line across the middle.	 A line drawing of a mug with a flower on it, positioned over a sound box consisting of three rectangular boxes with a dashed line across the middle.