


Roman Soldier

Name _____

Date _____



Describe the pattern you drew on the shield. Why did you use the colours you did?

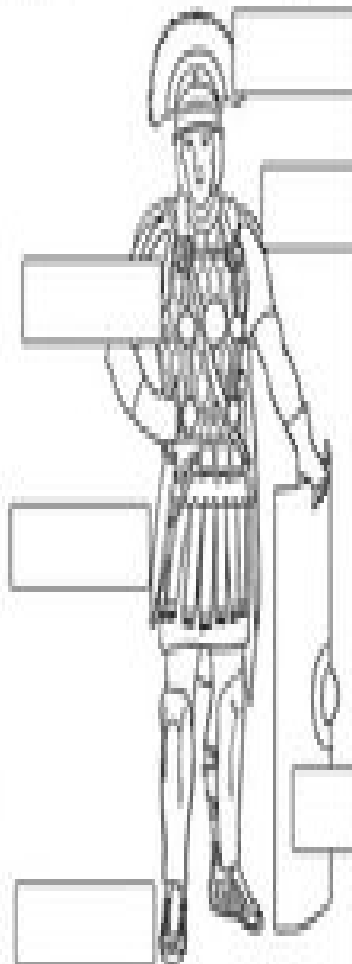
www.twinkl.co.uk

Copyright ©

Roman Soldier

Name _____

Date _____



www.twinkl.co.uk

Copyright ©

Roman Soldier



Name _____

Date _____

1. Use these words to label the soldier's equipment.

Helmet Tunic Armour Shield Sword Sandals

2. Colour the soldier correctly, using the information below.


Tunics were usually red, and made of wool in the winter and linen in the summer.

The shield was plywood or leather. It curved round the body. The paint used was red, brown and beige.

Sandals were worn all year around. They were made from leather. The soles had iron hobnails to make them last longer.

The helmets and armour were made of metal.

3. Draw a pattern on the shield, try and include the Roman eagle.



www.twinkl.co.uk

Copyright ©