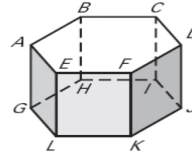


## Worksheet Surface Area of Prisms

Name \_\_\_\_\_ Period \_\_\_\_\_

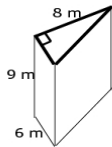
Use the diagram at the right.

1. Give the mathematical name of the solid.
2. What kind of figure is each base?
3. What kind of figure is each lateral face?
4. How many lateral faces does the solid have?
5. Name three lateral edges?

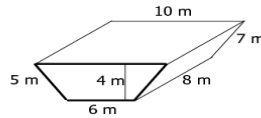


Find the Surface area (SA) of each **right** prism, and name the prism.

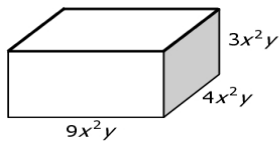
6. Name \_\_\_\_\_ SA = \_\_\_\_\_



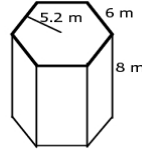
7. Name \_\_\_\_\_ SA = \_\_\_\_\_



8. Name \_\_\_\_\_ SA = \_\_\_\_\_

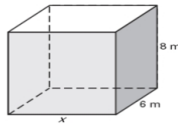


9. Name \_\_\_\_\_ SA = \_\_\_\_\_

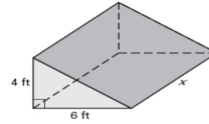


Solve for x given the surface area S of the right prism. #11 Round your answer to two decimal places.

10.  $S = 320 \text{ m}^2$

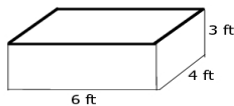


11.  $S = 200 \text{ ft}^2$



Find the Surface area (SA) of each **right** prism, and name the prism. Round answers to the nearest hundredth.

12. Name \_\_\_\_\_ SA = \_\_\_\_\_



13. Name \_\_\_\_\_ SA = \_\_\_\_\_

