
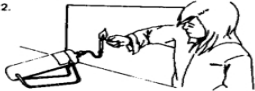


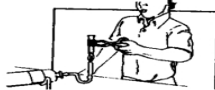
ANSWER KEY

LABORATORY DOS AND DON'TS Name _____


Identify what is wrong in each picture of the laboratory activities below.


- 

no goggles or apron
- 

dangling sleeves + no hair pulled back
- 

heating from bottom + perpendicular to desk
- 

too close to burner
- 

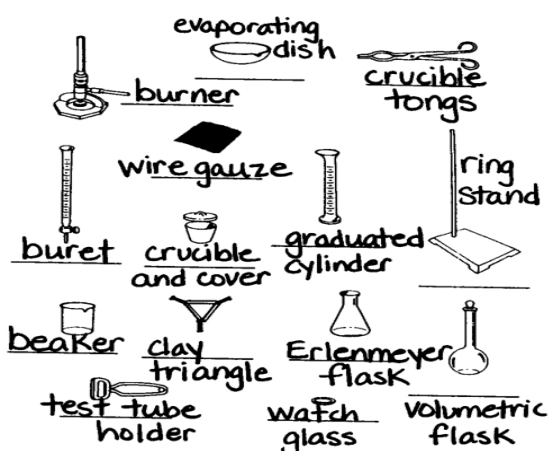
sniffing directly
- 

playing and pushing each other

Page 1

LABORATORY EQUIPMENT Name _____

Label the lab equipment below.



burner, evaporating dish, crucible tongs, wire gauze, buret, graduated cylinder, ring stand, beaker, clay triangle, Erlenmeyer flask, test tube holder, watch glass, volumetric flask

Page 2

THE TRIPLE AND FOUR BEAM BALANCES Name _____

What masses are shown on each of the following balances?

Triple Beam Balance

Answer: 622.89g

Answer: 153.70g

Answer: 200.54g

Four Beam Balance

Answer: 128.192g

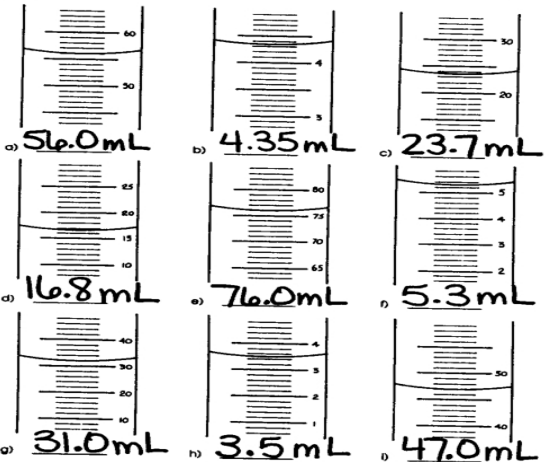
Answer: 205.548g

Answer: 90.900g

Page 3

MEASURING LIQUID VOLUME Name _____

What volume is indicated on each of the graduated cylinders below? The unit of volume is mL.



a) 56.0 mL, b) 4.35 mL, c) 23.7 mL

d) 16.8 mL, e) 76.0 mL, f) 5.3 mL

g) 31.0 mL, h) 3.5 mL, i) 47.0 mL

Page 4