



# HALLOWEEN FUN

These worksheets are made with the intention to use a child to draw or cut or colour or make or create. It can be completed in class or at home. It can be used for a party or as a gift.




Bring with your teacher:  
**Scissors, Glue, Sticky Tape.**  
 Pupils: Available inks, pen, blue, 2 construction paper, one newspaper sheet left. One cutting and glue. Pupils: Available inks, pen, blue, 2 construction paper.



1. Draw a line from the start to the end of the maze. 2. Draw a line from the start to the end of the maze. 3. Draw a line from the start to the end of the maze. 4. Draw a line from the start to the end of the maze. 5. Draw a line from the start to the end of the maze. 6. Draw a line from the start to the end of the maze. 7. Draw a line from the start to the end of the maze. 8. Draw a line from the start to the end of the maze. 9. Draw a line from the start to the end of the maze. 10. Draw a line from the start to the end of the maze. 11. Draw a line from the start to the end of the maze. 12. Draw a line from the start to the end of the maze. 13. Draw a line from the start to the end of the maze. 14. Draw a line from the start to the end of the maze. 15. Draw a line from the start to the end of the maze. 16. Draw a line from the start to the end of the maze. 17. Draw a line from the start to the end of the maze. 18. Draw a line from the start to the end of the maze. 19. Draw a line from the start to the end of the maze. 20. Draw a line from the start to the end of the maze.

21. Draw a line from the start to the end of the maze. 22. Draw a line from the start to the end of the maze. 23. Draw a line from the start to the end of the maze. 24. Draw a line from the start to the end of the maze. 25. Draw a line from the start to the end of the maze. 26. Draw a line from the start to the end of the maze. 27. Draw a line from the start to the end of the maze. 28. Draw a line from the start to the end of the maze. 29. Draw a line from the start to the end of the maze. 30. Draw a line from the start to the end of the maze.



31. Draw a line from the start to the end of the maze. 32. Draw a line from the start to the end of the maze. 33. Draw a line from the start to the end of the maze. 34. Draw a line from the start to the end of the maze. 35. Draw a line from the start to the end of the maze. 36. Draw a line from the start to the end of the maze. 37. Draw a line from the start to the end of the maze. 38. Draw a line from the start to the end of the maze. 39. Draw a line from the start to the end of the maze. 40. Draw a line from the start to the end of the maze.

41. Draw a line from the start to the end of the maze. 42. Draw a line from the start to the end of the maze. 43. Draw a line from the start to the end of the maze. 44. Draw a line from the start to the end of the maze. 45. Draw a line from the start to the end of the maze. 46. Draw a line from the start to the end of the maze. 47. Draw a line from the start to the end of the maze. 48. Draw a line from the start to the end of the maze. 49. Draw a line from the start to the end of the maze. 50. Draw a line from the start to the end of the maze.