



Name: \_\_\_\_\_

Date: \_\_\_\_\_

Your  
Period?:

① ② ③ ④ ⑤ ⑥

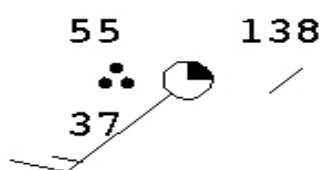
## Reading Station Models

Due?

### Information:

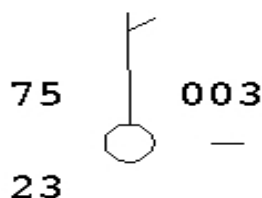
Visit [sbaran.net](http://sbaran.net) to find the Web link you'll need to complete this assignment. You'll need to use Weather Map Symbols that are associated with Station Models. You can do this online at home (*our school computers may not have the capability*).

What is a "Station Model"? \_\_\_\_\_



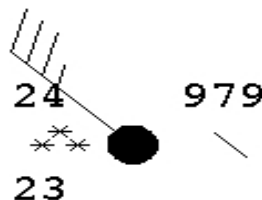
Temperature: \_\_\_\_\_  
Wind Direction: \_\_\_\_\_  
Cloud Cover: \_\_\_\_\_  
Pressure Change: \_\_\_\_\_

Dew Point: \_\_\_\_\_  
Wind Speed: \_\_\_\_\_  
Pressure: \_\_\_\_\_  
Current Weather: \_\_\_\_\_



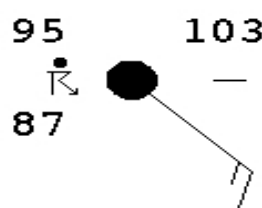
Temperature: \_\_\_\_\_  
Wind Direction: \_\_\_\_\_  
Cloud Cover: \_\_\_\_\_  
Pressure Change: \_\_\_\_\_

Dew Point: \_\_\_\_\_  
Wind Speed: \_\_\_\_\_  
Pressure: \_\_\_\_\_  
Current Weather: \_\_\_\_\_



Temperature: \_\_\_\_\_  
Wind Direction: \_\_\_\_\_  
Cloud Cover: \_\_\_\_\_  
Pressure Change: \_\_\_\_\_

Dew Point: \_\_\_\_\_  
Wind Speed: \_\_\_\_\_  
Pressure: \_\_\_\_\_  
Current Weather: \_\_\_\_\_



Temperature: \_\_\_\_\_  
Wind Direction: \_\_\_\_\_  
Cloud Cover: \_\_\_\_\_  
Pressure Change: \_\_\_\_\_

Dew Point: \_\_\_\_\_  
Wind Speed: \_\_\_\_\_  
Pressure: \_\_\_\_\_  
Current Weather: \_\_\_\_\_