



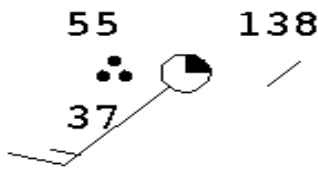
Name: _____

Date: _____ Your Period?: (1) (2) (3) (4) (5) (6)

Reading Station Models Due?

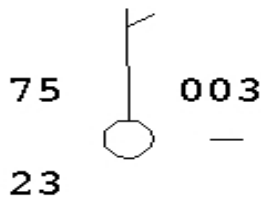
Information: Visit sbaran.net to find the Web link you'll need to complete this assignment. You'll need to use Weather Map Symbols that are associated with Station Models. You can do this online at home (*our school computers may not have the capability*).

What is a "Station Model"? _____



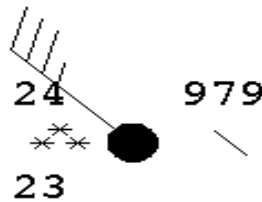
Temperature: _____
 Wind Direction: _____
 Cloud Cover: _____
 Pressure Change: _____

Dew Point: _____
 Wind Speed: _____
 Pressure: _____
 Current Weather: _____



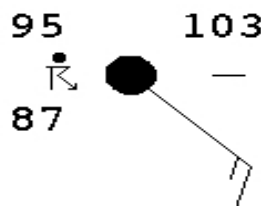
Temperature: _____
 Wind Direction: _____
 Cloud Cover: _____
 Pressure Change: _____

Dew Point: _____
 Wind Speed: _____
 Pressure: _____
 Current Weather: _____



Temperature: _____
 Wind Direction: _____
 Cloud Cover: _____
 Pressure Change: _____

Dew Point: _____
 Wind Speed: _____
 Pressure: _____
 Current Weather: _____



Temperature: _____
 Wind Direction: _____
 Cloud Cover: _____
 Pressure Change: _____

Dew Point: _____
 Wind Speed: _____
 Pressure: _____
 Current Weather: _____