






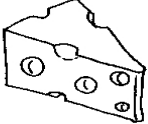




Picture Sort for ch, sh, and th Digraphs

Enlarge this sheet to a full 8 1/2 by 11 size. Cut apart the pictures and use the letter cards as headers for the three categories. Model how to sort several pictures under each heading to help students get started, and then turn the sorting task over to them. After sorting in a group, give children their own individual sheets to cut apart and sort for themselves. Follow up by asking children to find and cut out pictures from magazines that begin with these same sounds. Paste them into categories, or place them in baggies for continued sorting.

| ch | th | sh |
|---|---|---|
|  |  |  |
|  |  |  |
|  |  |  |
|  |  |  |
|  |  |  |