


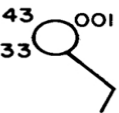
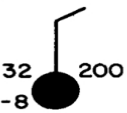
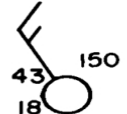
Name: _____

Period: _____

Station Models Worksheet

Decode the following Station Models and fill out the chart.

- Convert °F into °C
- Convert the station model air pressure code into millibars.
- Convert millibars into Inches

	Temp °F	Temp °C	Dew Pt. Temp °F	Air Press. mb.	Air Press. In.	Sky Cover	Wind Speed	Wind Direct
A 								
B 								
C 								
D 								
E 