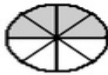

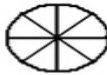
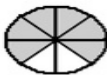
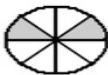

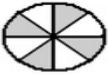


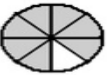
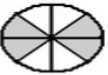
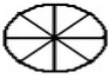
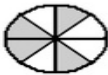
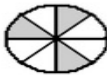
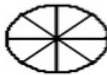
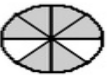
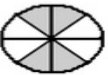
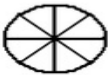
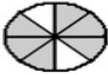
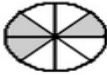
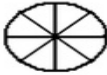
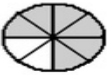
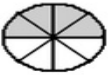
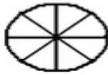
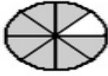
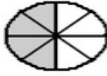
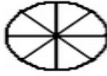
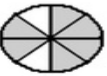
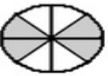


Student Name: _____

Score: _____

Picture Subtraction Worksheet - Fractions

Shade the third picture in each group:

 -  = 	 -  = 
 -  = 	 -  = 
 -  = 	 -  = 
 -  = 	 -  = 
 -  = 	 -  = 