

Name _____

Geometry and Fractions

Identifying faces on solid figures





















Yum!

Look at the bold face.




Color the matching shape.

Draw a matching shape in the box.



| | | |
|---|---|--|
|  |     | |
|  |     | |
|  |     | |
|  |     | |

Bonus: Find the solid figure that can roll. Draw its face.



©2015 Education.com. All rights reserved.