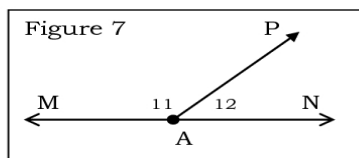
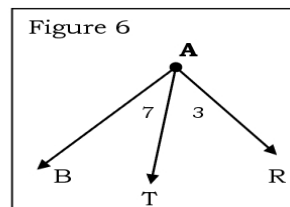
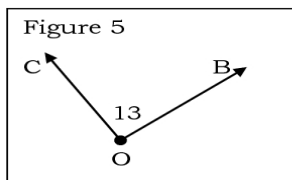
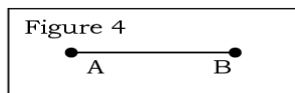
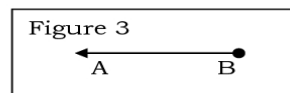
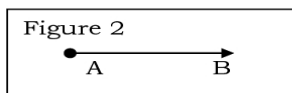
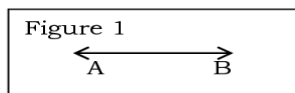


Fundamentals of Geometry Worksheet



1. _____ Identify the shape in Figure 1 and write its name appropriately.
2. _____ Identify the shape in Figure 2 and write its name appropriately.
3. _____ Identify the shape in Figure 3 and write its name appropriately.
4. _____ Identify the shape in Figure 4 and write its name appropriately.
5. _____ Identify the shape in Figure 5 and name it appropriately three different ways.

6. _____ Name the largest angle in Figure 6.
7. _____ In Figure 6, write a number name for $\angle BAT$.
8. _____ In Figure 6, write another name for $\angle 3$.
9. _____ Suppose in Figure 6 that the $m\angle BAR = 90^\circ$. Then what must be true of both $\angle 3$ and $\angle 7$?
10. _____ Suppose in Figure 7 that points M, A, and N all lie on the same line. What must be true of $\angle MAP$ and $\angle PAN$ together?
11. _____ Suppose in Figure 7 that points M, A, and N all lie on the same line and that $m\angle PAN = 67^\circ$. What must be $m\angle MAP$?
12. _____ Suppose in Figure 7 that points M, A, and N all lie on the same line and that $m\angle PAM = 137^\circ$. What must be $m\angle NAP$?
13. Generalize your answers to questions 10-12 and make a conjecture about angles like those in Figure 7.
