

## Geometry Review Worksheet

(1) Refer to the figure to the right, given  $\overline{DE} \parallel \overline{BC}$ .

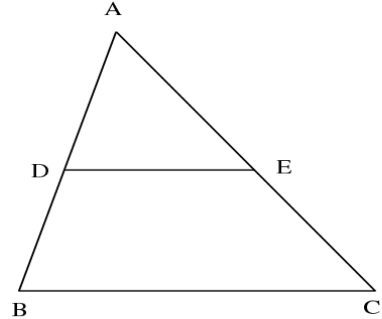
(a)  $AD = 7$ ,  $BD = 3$ ,  $DE = 6$     **Find:**  $BC$  \_\_\_\_\_

(b)  $AD = 3$ ,  $BD = 5$ ,  $AE = 4$     **Find:**  $CE$  \_\_\_\_\_

(c)  $AD = 4$ ,  $AB = 10$ ,  $BC = 25$     **Find:**  $DE$  \_\_\_\_\_

(d)  $AD = (x - 1)$ ,  $BD = 5$ ,  $AE = 1$ ,  $CE = (x + 3)$ ,  
 $DE = (2x + 1)$     **Find:**  $x$  \_\_\_\_\_,  $BC$  \_\_\_\_\_

(e)  $AD = 2x$ ,  $BD = (x + 3)$ ,  $AE = (4x - 1)$ ,  
 $CE = 5x$ ,  $BC = (6x + 2)$     **Find:**  $x$  \_\_\_\_\_,  $DE$  \_\_\_\_\_



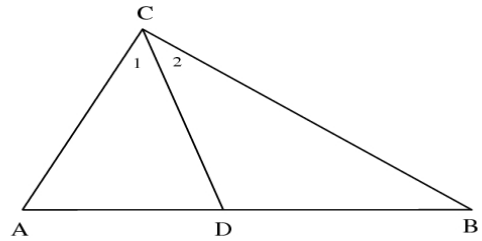
(2) Refer to the figure to the right,  $\angle 1 \cong \angle 2$ .

(a)  $AC = 6$ ,  $BC = 8$ ,  $BD = 5$     **Find:**  $AD$  \_\_\_\_\_

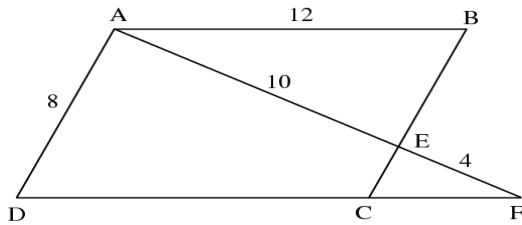
(b)  $AB = 10$ ,  $AC = 4$ ,  $BC = 8$     **Find:**  $AD$  \_\_\_\_\_

(c)  $AC = 3$ ,  $AD = (x - 4)$ ,  $BC = x$ ,  $BD = 4$

**Find:**  $BC$  \_\_\_\_\_

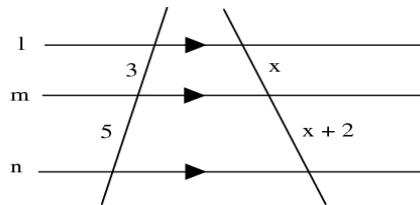


(3) **Given:** ABCD is a parallelogram, sides as marked.



**Find:**  $BE$  \_\_\_\_\_,  $CE$  \_\_\_\_\_,  $CF$  \_\_\_\_\_

(4) **Given:** The figure below,  $l \parallel m \parallel n$



**Find:**  $x$  \_\_\_\_\_