







Name \_\_\_\_\_

### pumpkin picture graph

Read the picture graph and answer the questions.

Jake	
Harry	
Nicole	
Liz	
Marty	

Each  = 1 pumpkin

1. Marty had \_\_\_\_\_ pumpkin.
2. Harry had \_\_\_\_\_ pumpkins.
3. Jake had \_\_\_\_\_ pumpkins.
4. Liz had \_\_\_\_\_ pumpkins.
5. Nicole had \_\_\_\_\_ pumpkins.
6. Who had the most pumpkins? \_\_\_\_\_
7. Who had the fewest pumpkins? \_\_\_\_\_
8. Who had more pumpkins than Nicole? \_\_\_\_\_