



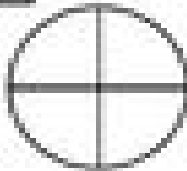
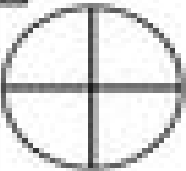
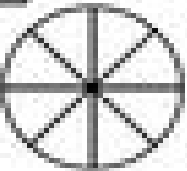




**Objectives:**

1. Students will understand that the denominator in a fraction shows how many equal parts make up the whole.
2. Students will understand that as the number of equal parts in the whole increases (denominator), the size of the fractional piece decreases.

Understanding Equal Parts	Equal Sharing Word Problems	Understanding Equal Parts
<p><b>1</b> Partition the following rectangle into thirds.</p>  <p>Show another way you can partition this whole into thirds.</p> 	<p><b>2</b> Four children want to share six cookies equally. How much cookie will each child get? Draw a picture to show how they will share the cookies.</p>	<p><b>3</b> Partition the following rectangle into fourths.</p>  <p>Show another way you can partition this whole into fourths.</p> 

For numbers 4-8, shade the fraction circle to model the fraction. Then write the fraction using words and numbers.

<b>4</b> 1 out of 8	<b>5</b> 1 out of 4	<b>6</b> 3 out of 8	<b>7</b> 2 out of 6	<b>8</b> 1 out of 4
				
<hr/> <hr/>	<hr/> <hr/>	<hr/> <hr/>	<hr/> <hr/>	<hr/> <hr/>

**Equal Sharing Problems**

<p><b>9</b> 4 friends share five brownies equally. How much does each friend get?</p>	<p><b>10</b> 4 friends share three fruitbars equally. How much fruitbar will each friend get?</p>	<p><b>11</b> 4 friends share three sandwiches. How much sandwich will each friend get?</p>
---	---	--