

Name: _____

Date: _____

Life Science

Period: _____

The Cell: *Microscopes*

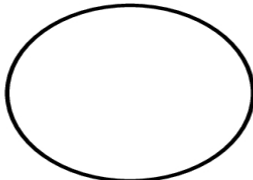
Lab: Introduction to the Compound Light Microscope

Magnification

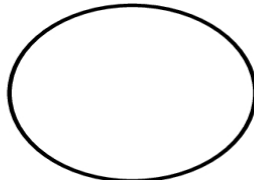
- Examine your microscope. Review the parts of the microscope and their function.
- Observe the lenses:
 - What is the magnification of the ocular lens (eyepiece)? _____x
 - What magnification is written on the low power objective? _____x
 - What magnification is written on the medium power objective? _____x
 - What magnification is written on the high power objective? _____x
- The total magnification using the lenses can be determined by multiplying the objective with the ocular lens (eyepiece). What is the total magnification of a specimen viewed with each objective?
Low power obj. _____ x **Medium** power obj. _____ x **High** power obj. _____ x

The Letter 'e'

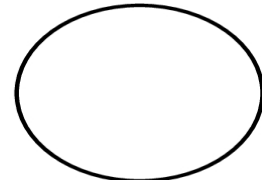
- Place the slide of the letter 'e' on the stage so that the letter is over the hole and is right side up. Use the low power objective to view the letter and use the coarse adjustment knob to focus. Diagram the 'e' in the field of view below **exactly** as you see it under the objective. Repeat using the medium power objective, and finally (if available) the high power objective.
Note: the pointer should not be included in diagrams.



Low power



Medium power



High power

Have your lab partner push the slide to the left while you view it through the lens. To which direction does the 'e' appear to move?

To the _____