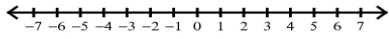


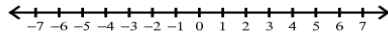
Inequalities and Their Graphs

Draw a graph for each inequality.

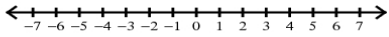
1) $m \leq 4$



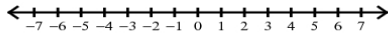
2) $n > 3$



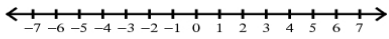
3) $x < -3$



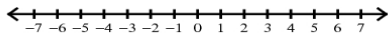
4) $v \geq 2$



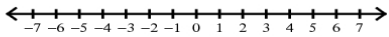
5) $-4 > x$



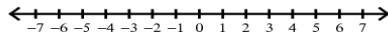
6) $k > -3$



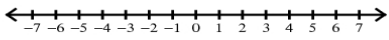
7) $x \geq -2$



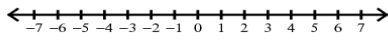
8) $0 \geq p$



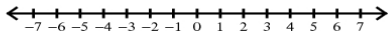
9) $-4 > -x$



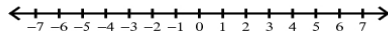
10) $x \geq 0$



11) $-m \geq 5$



12) $n \geq 3$



Name _____

Date _____ Period _____