



























Giving Thanks Worksheets



Name _____ Date _____

Directions: Have students cut out the pictures. Then have them glue the pictures in the spaces to complete each pattern.