

## HANDWRITING / TYPING

### PRE-WRITING

#### Handwriting Without Tears Pre-K Level, 2nd Edition (PK)

The Get Set for School program is the high quality program you would expect from the *Handwriting Without Tears Company*. This program was designed specifically for the preschool years, and uses the fun methods you would expect for that age. This program employs a unique, multisensory approach which prepares children to write. Children will play, build, sing, color and learn while developing important skills. The Sing Along CD provides a collection of songs that can be used to help teach letters, numbers, counting and other skills. The Stamp and See Screen works in the same way as a Magna-Doodle. It is a 4"x 6" magnetic screen that allows children to stamp capital letters with the four wooden magnetic stamps (big line, little line, big curve, and little curve). It also includes a writing tool that can be used to write directly on the screen. A slide eraser makes it easy to use the screen over and over again. The Roll-A-Dough Letters set provides for a more hands-on approach in familiarizing children to letters and numbers. The set includes a 4"x 6" tray, laminated number and letter cards, and twelve ounces of dough so that children can "build" their own letters and numbers. The number and letters cards are also available as a separate item for those of you who may not need the extra components in the set or for those who may be working with multiple children.

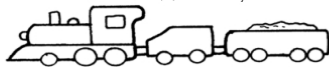
The Pre-K Teacher's Guide is now expanded with more information and instruction. The "Getting Started" section includes information about the preschool children, how they learn, and their learning environment. A complete explanation is given on how to use the Capital Letter Wood Pieces and Slate Chalkboard, as well as the manipulatives previously mentioned. Additional games and activities are also found in the front section of the guide. There is so much more information included in the Teacher's Guide that I can't list it all. Lessons are easy to use and there is a suggested schedule found in the back of the book.

The *Get Set for School* workbook now has more pages. Crayon skills are developed while using special pages for scribbling and coloring. Strokes are practiced on "Mat Man" before ever making a letter. Capital letters and numbers are then practiced using a crayon. There are also extra activity pages which check readiness skills.

This is a wonderful introduction to the world of handwriting for the preschool child.

007432	Get Set for School Wkbk	9.50
007473	Pre-K Teacher's Guide	9.50
024995	Get Set for School Sing Along CD	17.50
024997	Roll-A-Dough Letters	23.50
046124	Additional Tray Cards for Roll-A-Dough Letters	12.50
024998	Stamp and See Screen	17.50

▲CHOKING HAZARD (1). Not <3yrs.



See page vi for key to Consumer Product Safety Improvement Act warning labels.

#### FLIP Crayons (PK-K)

These are the crayons made and used by the *Handwriting Without Tears* program. The crayons are small (measure 2.4" long) and are half one color and half another (one end green, the other red, etc). There are five crayons in all: red/green, blue/orange, pink/brown, black/grey, and blue/yellow. ~ Rachel

023029 ..... 1.00

#### Rock, Rap, Tap & Learn CD (PK-2)

From *Handwriting Without Tears* comes this fun sing-along CD that's similar in concept to the popular *Get Set for School Sing Along CD*. There are 20 songs that use catchy lyrics and an upbeat tune to teach students about letters and sing them through the process of writing some of them. This CD is a great addition to the teaching strategies that the program uses and students will have a blast listening to it as they complete their handwriting activities. 59 min. ~ Rachel


016579 ..... 17.50

#### Strokes, Shapes & Scenes TV Teacher Pre-Handwriting Program (PK-K)

Similar to the Alphabet Beats program (see description below), this program is for pre-writers and focuses on forming strokes, shapes, and simple drawings using them. In this DVD, Miss Marnie uses visual demonstrations and fun rhythmic songs to help children advance from simple strokes to drawing circles, triangles, squares, and rectangles, then convert them into pictures. Scenes follow Miss Marnie on four different adventures. They encourage visual memory as children must "think back" to draw a complete scene. A workbook is also available separately that has dotted line drawings for each basic picture made in the Shapes section as well as for the four scenes drawn. Children will trace and color within guidelines, honing their fine motor skills. The book is 30 pages with spiral binding at the top.

045298 DVD ..... 24.95

045299 Workbook ..... 4.99



#### Ruff's Pre-Writing Sheets (PK-1)


Help your child get ready for handwriting practice with these pre-writing sheets. These inexpensive sheets offer children practice tracing various dotted shapes and lines, connecting lines, following arrow strokes, and improving hand-eye coordination and fine-motor skills. The sheets offer friendly pictures to trace and gradually move towards a more handwriting paper type look where children practice slanted lines, tall lines that extend from a baseline to the top line, short lines that extend to the dotted mid-line, and more. Each page contains a place for children to practice writing their name and instructions for completing the page. 30 reproducible sheets included in the pack. ~ Megan

008489 ..... 5.95 3.95

#### Let's Write: Prewriting Beginners Level (PK-K)

While this workbook provides little practice in actual writing, it gives many handwriting worksheets that prompt students to trace different objects to develop their upstrokes, down strokes, horizontal strokes, oval strokes, and more. Dotted lines are given wherever children are supposed to trace. Through the tracing of different animals, foods, and objects, children will develop skills they will eventually use to write. The pictures that are created from tracing can then be colored for even more fun. The bottom of each page lists the skill students will be gaining by correctly tracing the picture. ~ Rachel S.

019214 ..... 6.95 5.50



#### Ready for Writing (PK-K)

*Ready for Writing* is an engaging, colorful activity book designed to help young children "develop the skills necessary for writing and to give them practice in writing their first letters." This simple book introduces children to pen control and writing. Each page holds colorful pictures and fun writing and coloring activities to help children complete the picture or exercise. The first activities encourage children to draw lines from left to right across the page, including zigzag and wavy lines. The following activities provide lines in engaging pictures for children to trace in order to improve their skills in drawing curves, loops, lines, hooks, circles, and other shapes essential to forming the alphabet. Lastly, the alphabet (lowercase) is presented for kids to trace using their freshly practiced writing skills. Although very little practice in forming actual letters is provided, this book covers the basic skills necessary to prepare your child for the task of writing. 24 pgs. ~ Steph

024691 ..... 4.99 3.75

#### ReadyWriter (PK-2)

Get rid of the problem that plagues early penmanship - ragged, sloppy, jagged strokes resulting in ill-formed letters and numbers. Using ReadyWriter, students practice the six fundamental stylus strokes for printed and cursive letters and numbers. Talk about painless drill! This is like a fun game - completing the pictures by forming correct strokes. Each exercise is set in the context of a scene from Farmer Brown's farm. Cute stories, contained in the included instructor's guide, accompany each page. Same spiral-bound format (with 12 pages each of 16 different colored drill sheets) as *CalculLadder* (see Math section).

005121 ..... 21.95 17.45

Handwriting / Typing 351