











Lesson 11

Relationships

Draw a circle around the picture that has something in common with the first picture.

1.		a. 	b. 	c. 
2.		a. 	b. 	c. 
3.		a. 	b. 	c. 
4.		a. 	b. 	c. 
5.		a. 	b. 	c. 