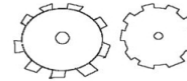
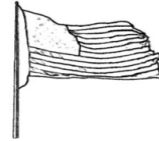



Simple Machines Worksheet Level I

DIRECTIONS: Identify each of these examples of simple machines by using the word box and writing the machines name under the correct picture. (Refer to the simple machine website if you need help.) Each correct answer is worth two points—one for the correct answer and one for spelling—14 points possible. For fun you might want to color these pictures.

Gear	Pulley	Wedge	Wheel and Axle
Inclined Plane		Screw	Lever



NAME _____