












Name: _____ (Worksheet)

Two-Digit Subtraction

- 1) Circle yes if the problem needs regrouping. Circle no if it doesn't.
- 2) Solve the problems below and show your work.
- 3) Scan the QR code in each box to check your answers.
- 4) Shade the small circle if you are correct. If not, leave it blank.



1) Regroup: $\begin{matrix} \text{yes} \\ \text{no} \end{matrix}$ <input type="radio"/> $\begin{array}{r} 90 \\ -27 \\ \hline \end{array}$ 	2) Regroup: $\begin{matrix} \text{yes} \\ \text{no} \end{matrix}$ <input type="radio"/> $\begin{array}{r} 32 \\ -14 \\ \hline \end{array}$ 	3) Regroup: $\begin{matrix} \text{yes} \\ \text{no} \end{matrix}$ <input type="radio"/> $\begin{array}{r} 67 \\ -15 \\ \hline \end{array}$ 
4) Regroup: $\begin{matrix} \text{yes} \\ \text{no} \end{matrix}$ <input type="radio"/> $\begin{array}{r} 89 \\ -30 \\ \hline \end{array}$ 		5) Regroup: $\begin{matrix} \text{yes} \\ \text{no} \end{matrix}$ <input type="radio"/> $\begin{array}{r} 71 \\ -45 \\ \hline \end{array}$ 
6) Regroup: $\begin{matrix} \text{yes} \\ \text{no} \end{matrix}$ <input type="radio"/> $\begin{array}{r} 63 \\ -13 \\ \hline \end{array}$ 		7) Regroup: $\begin{matrix} \text{yes} \\ \text{no} \end{matrix}$ <input type="radio"/> $\begin{array}{r} 62 \\ -37 \\ \hline \end{array}$ 
8) Regroup: $\begin{matrix} \text{yes} \\ \text{no} \end{matrix}$ <input type="radio"/> $\begin{array}{r} 41 \\ -25 \\ \hline \end{array}$ 	9) Regroup: $\begin{matrix} \text{yes} \\ \text{no} \end{matrix}$ <input type="radio"/> $\begin{array}{r} 94 \\ -51 \\ \hline \end{array}$ 	10) Regroup: $\begin{matrix} \text{yes} \\ \text{no} \end{matrix}$ <input type="radio"/> $\begin{array}{r} 86 \\ -53 \\ \hline \end{array}$ 