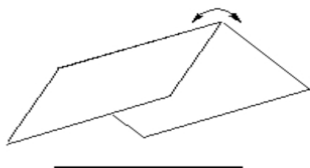


Origami DNA model

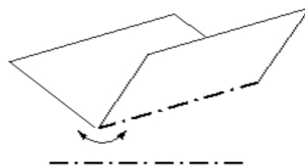
Folds for your DNA model

Mountain fold



Solid lines are "mountains" and are to be folded away from you with the peak pointing towards you.

Valley fold

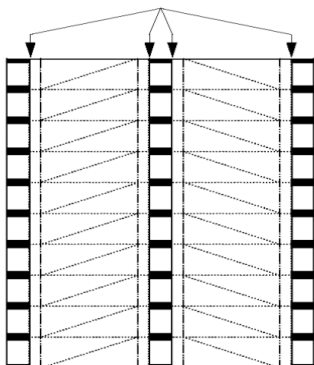


Dashed lines are "valleys" and are to be folded towards you with the peak pointed away from you.

Making your DNA model

1. Cut the white border off the top, bottom, and sides of the template.
2. Fold all solid lines going lengthwise down the page into "mountain folds".
3. Fold all dashed lines going lengthwise down the page into "valley folds".

Mountain folds along solid lines.



Valley folds along dashed lines.

