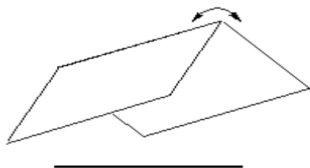


### Origami DNA model

Adapted from Yen, T., 1995, Make your own DNA. *Trends in Biochemical Sciences*, **20**: 94.

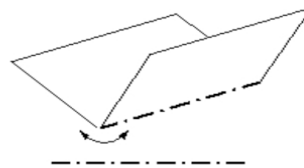
#### Folds for your DNA model

##### Mountain fold



Solid lines are "mountains" and are to be folded away from you with the peak pointing towards you.

##### Valley fold

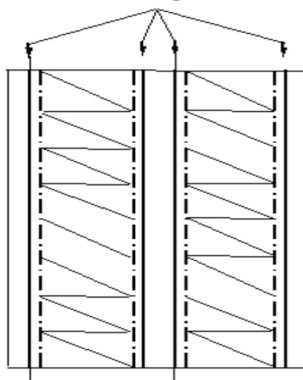


Dashed lines are "valleys" and are to be folded towards you with the peak pointed away from you.

#### Making your DNA model

1. Fold all solid lines going lengthwise down the page into "mountain folds".

Mountain folds along solid lines.



2. Fold all dashed lines going lengthwise down the page into "valley folds".

Valley folds along dashed lines.

