











Lesson 11



Relationships




Draw a circle around the picture that has something in common with the first picture.

1.  a.  b.  c. 

2.  a.  b.  c. 

3.  a.  b.  c. 

4.  a.  b.  c. 

5.  a.  b.  c. 