







Lesson 11




Relationships




Draw a circle around the picture that has something in common with the first picture.

1.  a.  b.  c. 

2.  a.  b.  c. 

3.  a.  b.  c. 

4.  a.  b.  c. 

5.  a.  b.  c. 