














Lesson 11

Relationships

Draw a circle around the picture that has something in common with the first picture.

| | | | | |
|----|---|--|---|--|
| 1. |  | a.  | b.  | c.  |
| 2. |  | a.  | b.  | c.  |
| 3. |  | a.  | b.  | c.  |
| 4. |  | a.  | b.  | c.  |
| 5. |  | a.  | b.  | c.  |