



Graphing Quadratic Inequalities

Sketch the graph of each function.


16. $y = -x^2$



17. $y = 3x^2$



18. $y = 3x^2$



19. $y = 4x^2$

