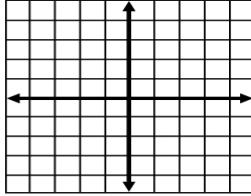


NAME \_\_\_\_\_ Per \_\_\_\_\_ SCORE \_\_\_\_/5

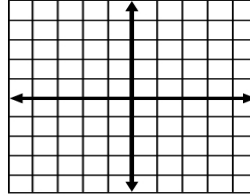
### Graphing Inequalities Worksheet 1

For #1 - 6, graph the equations onto the given coordinate axis.  
(+4 points each)

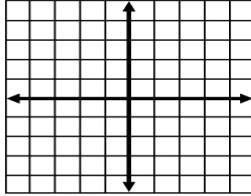
1.  $y = \frac{7}{2}x - 4$



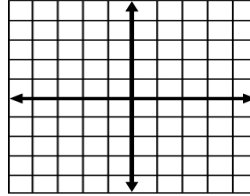
2.  $y = -\frac{2}{5}x + 2$



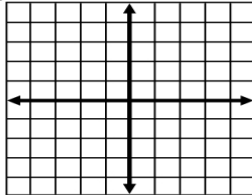
3.  $y \geq -\frac{10}{3}x + 5$



4.  $y \leq -\frac{5}{2}x - 3$



5.  $y \leq 3$



6.  $x \geq -4$

