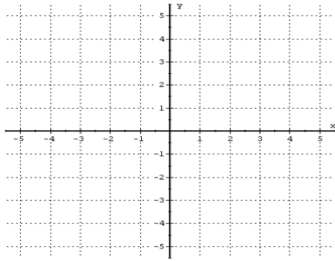
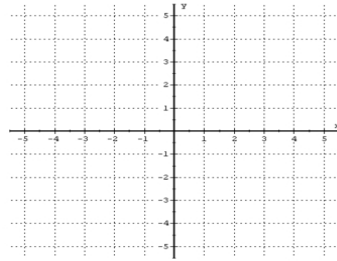


Graphing Lines Using Slope and Y-Intercept Worksheet I

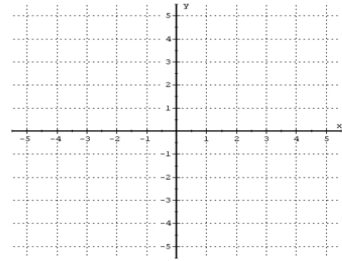
Directions: Sketch the graph of each line by plotting its y-intercept and then using its slope



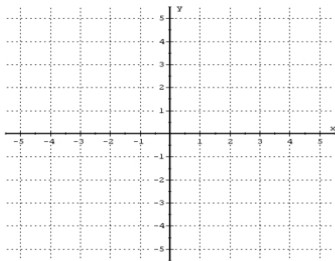
1) $y = 2x$



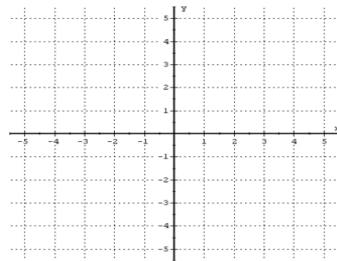
2) $y = -5x$



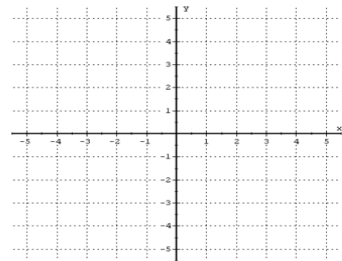
3) $y = \frac{2}{5}x$



4) $y = x + 2$



5) $y = x - 3$



6) $y = 2x - 1$

