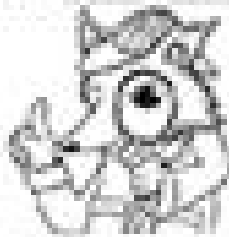


Name _____

Line, line segment, ray



Mystery-Dot Masterpieces

Creative Geometry is a dot artist who knows that lines, line segments, and rays are different. She has a magic machine connecting the dots on this page. Study the pictures. Then help Creative Geometry complete the picture below.

Line



Line Segment



Ray



Directions: Below are 2 mystery-dot pictures. Complete each picture by using the tools to help you connect the dots to create lines, line segments, and rays.

1. Claws for Mystery-Dot 1 Line segments


Line Segment: \overline{AB} , \overline{CD} , \overline{EF} , \overline{GH}

Line Segment: \overline{IJ} , \overline{KL} , \overline{MN} , \overline{OP}

Rays

Ray: \overrightarrow{AB} , \overrightarrow{CD} , \overrightarrow{EF} , \overrightarrow{GH}

Ray: \overrightarrow{IJ} , \overrightarrow{KL} , \overrightarrow{MN} , \overrightarrow{OP}



2. Claws for Mystery-Dot 2 Line segments

Line Segment: \overline{AB} , \overline{CD} , \overline{EF} , \overline{GH} , \overline{IJ} , \overline{KL} , \overline{MN} , \overline{OP} , \overline{PQ} , \overline{RS} , \overline{TU} , \overline{VW} , \overline{XY} , $\overline{Z1}$


Line Segment: $\overline{2A}$, $\overline{3B}$, $\overline{4C}$, $\overline{5D}$, $\overline{6E}$, $\overline{7F}$, $\overline{8G}$, $\overline{9H}$, $\overline{0I}$, $\overline{1J}$, $\overline{2K}$, $\overline{3L}$, $\overline{4M}$, $\overline{5N}$, $\overline{6O}$, $\overline{7P}$, $\overline{8Q}$, $\overline{9R}$

Rays

Ray: \overrightarrow{AB} , \overrightarrow{CD}

Lines

Line: \overleftrightarrow{AB}



Remember: Use the tools to connect the dots to create lines, line segments, and rays.