


UpToSchoolWorksheets

For Toddlers


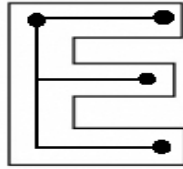
Name: _____

Letter E

Date : _____



Elephant



Engine



Elbow



Elf



Eagle

Form the letter E by sticking matchsticks in the above hollow letter E
Then circle all "E's" in the above words. Note the sounds E is making.

E E E E E

Tracing practice area with four rows of dashed uppercase 'E's on a four-line grid. The first row includes numbered arrows (1: vertical down, 2: top horizontal right, 3: middle horizontal right, 4: bottom horizontal right) to show the stroke order for writing the letter.