

UpToSchoolWorksheets




Capital Letters - 2


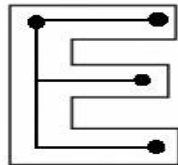
Name: _____

Date: _____

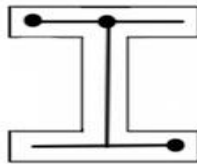
Stick match-sticks in the hollow letter, as shown, to know how the letter is formed. Then trace the dotted letters and write in the space provided.
Colour the pictures.



Engine



Ice-cream



House

