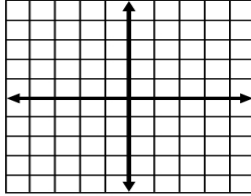


NAME _____ Per _____ SCORE ____/5

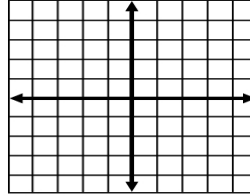
Graphing Inequalities Worksheet 1

For #1 - 6, graph the equations onto the given coordinate axis.
(+4 points each)

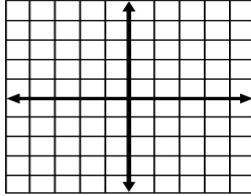
1. $y = \frac{7}{2}x - 4$



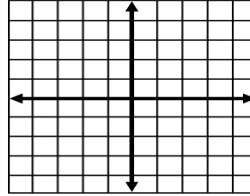
2. $y = -\frac{2}{5}x + 2$



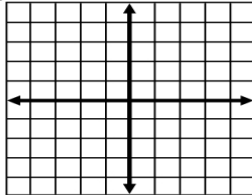
3. $y \geq -\frac{10}{3}x + 5$



4. $y \leq -\frac{5}{2}x - 3$



5. $y \leq 3$



6. $x \geq -4$

