








18A. Identify and describe shapes. **Page 1**
 (continued) (continued)

Look carefully at some 3-D shapes and fill in the spaces in the table below:

Shape Name	Shape Picture	Number of Edges/Faces	Number of Vertices/Corners (including openings)	Number of Edges/Faces	Number of Edges/Faces
Cube		0	0	0	0
Cylinder					
Triangular Prism					
Rectangular Prism					
Cylindrical Prism					
Square-based Pyramid					
Triangular Pyramid					
Oblong Cone	