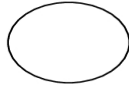


Name _____

Meiosis Worksheet

Draw and describe the stages of meiosis starting with 2 chromosomes.

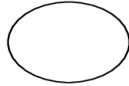
Prophase I



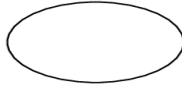
* synapsis, tetrads formed

* Crossing over

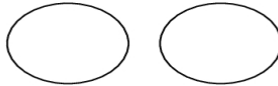
Metaphase I



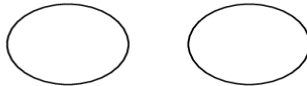
Anaphase I



Telophase I



Prophase II



* NO duplication

Metaphase II



Anaphase II



Telophase I

