

Systems of Inequalities Worksheet

NAME _____

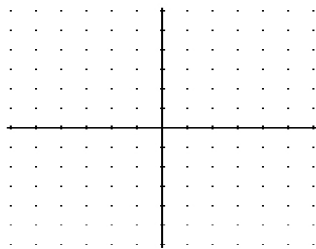
1. Fill in the blank with the word *dashed* or *solid*.

If the inequality has a $<$ or $>$, then your graph will have a _____ line.

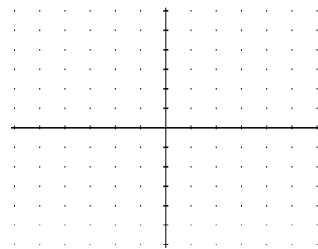
If the inequality has a \leq or \geq , then your graph will have a _____ line.

2. Graph the solution set for each system of inequalities.

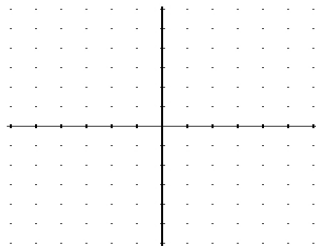
(a)
$$\begin{cases} x - y \geq 2 \\ x \geq 3 \end{cases}$$



(b)
$$\begin{cases} 3x - y > 3 \\ y < 3 \end{cases}$$



(c)
$$\begin{cases} 2x - y < 4 \\ x + y \geq -1 \end{cases}$$



(d)
$$\begin{cases} 2x - 5y \leq 10 \\ 3x - 2y > 6 \end{cases}$$

