



# HOW TO DRAW A GARDEN LAMP



Use a diamond shape for the lamp

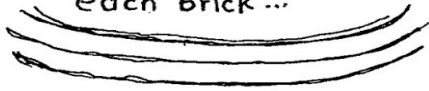


Outline the lamp in the center of your picture.  
Start the flowers as circles, then draw pointy petals.  
The leaves are shaped like spades ♠.


Put some behind the post and other leaves.  
Keep the background simple.

Wiggly lines make up the background leaves/trees.

The bricks start as three curved lines, then divide the lines into each brick ...



Add a top edge ...



Add flowers.



Cover the bottom with grass.

Use grass to show the outline of the path.  
Use irregular ovals for the path stones.  
Add lots of detail to the foreground.

