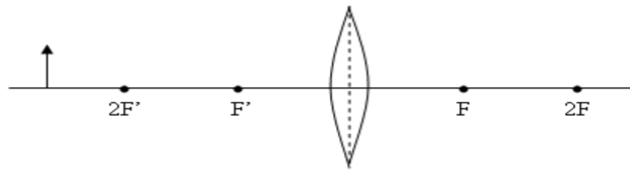


Lens Ray Diagram Assignment

Use ray diagrams to locate the image. Describe the image using the following:

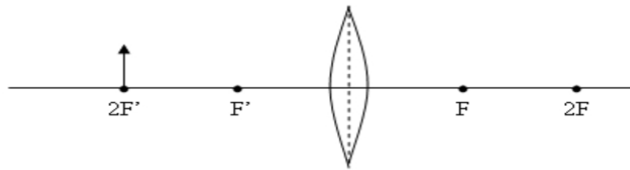
- 1) upright or inverted
- 2) real or virtual
- 3) larger, same size, or smaller than the object
- 4) outside $2F'$, at $2F'$, between $2F'$ and F' , inside F'

A.



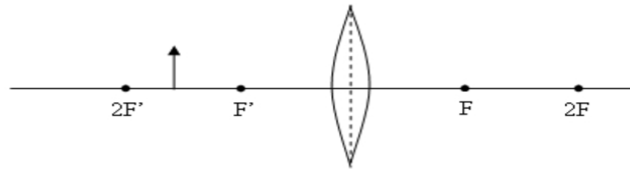
- 1) _____
- 2) _____
- 3) _____
- 4) _____

B.



- 1) _____
- 2) _____
- 3) _____
- 4) _____

C.



- 1) _____
- 2) _____
- 3) _____
- 4) _____