

Two words rhyme when they end with the same sound.






















## Locked Out!

Identifying rhyming words

Oh my, McCloud has changed the keys and door locks so many times that CJ and Edison are confused! Help them straighten out this mess by drawing a line from each key to the correct rhyming word lock.

Example: sound

					
bite	boat	clock	ground	fat	
					
					
	wrong	map	taught	match	robe
					



Make a game board by drawing a curved path across a sheet of paper. Divide the path into 12 spaces. Label one end *START* and draw your child there. Label the other end *FINISH* and draw your home there. Write some words on index cards, and place the cards face down. (The words should be ones that are easily rhymed, such as *sound*.) To begin the game, have your child place a coin on *START*. Then have him pick up a card and read the word. If your child can name a rhyming word, he moves one space on the path. If your child can name two rhyming words, he moves two spaces. Continue the game until your child reaches home.