





















Cut along the dashed lines. Punch a hole through the circle and bind together with a ring or ribbon. Students can practice writing the word twice, and then draw a picture to illustrate the word.

 _____'s "ock" BOOK  	   	   
  	  	  

© abcteach.com