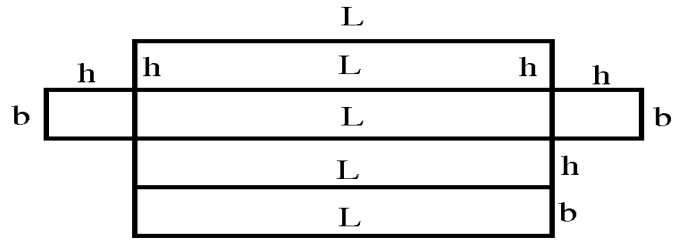
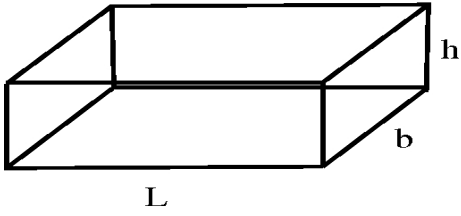
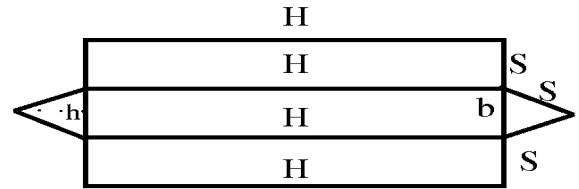
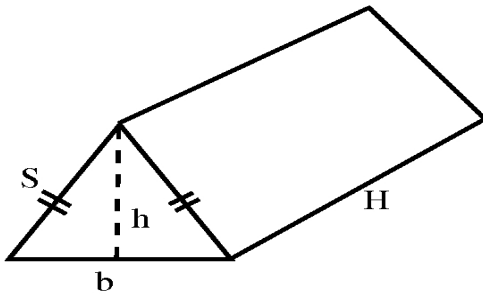


Rectangular Prism



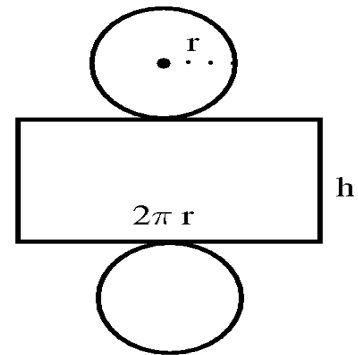
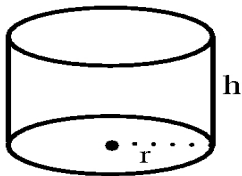
$$S.A. = 2[(L \times b) + (b \times h) + (L \times b)]$$

Triangular Prism



$$S.A. = 2\left(\frac{1}{2}b \times h\right) + 2(H \times S) + (H \times b)$$

Cylinder



$$S.A. = 2\pi r^2 + 2\pi r h$$