

# Flick the switch




## Background knowledge




When you turn on the light in your room, you are using an electrical switch. A switch turns a circuit on and off. The switch closes a gap, which completes a circuit so that electricity can flow through it. When the switch is opened, the gap returns and electricity stops flowing. A switch can be placed anywhere on a circuit.

## Science activity

On the right is a simple switch. To make it work, push down on the metal strip until it touches the connecting pin to complete the circuit. Look at the circuit diagrams below. Is the bulb on or off in each one? Circle the correct answer.



## Key to diagrams



## Science investigation

⚠ Take extra care - ask an adult to supervise you. Build a circuit using a battery, bulb, and alligator clip wires. Now design your own switch. You might use balsa wood, metal tacks, and heavy-duty aluminum foil. Test out your switch.

