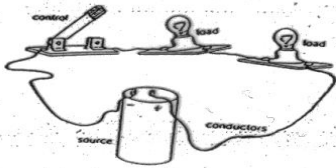


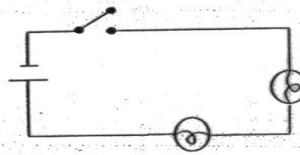
## SERIES CIRCUITS

In a series circuit there is **ONLY ONE** path for the electrons to flow through.

Two light bulbs connected in a series circuit are placed one after another along the same path.



Pictorial Diagram of  
2 bulbs in series

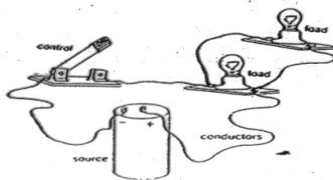


Schematic diagram  
of 2 bulbs in series

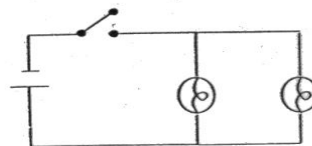
## PARALLEL CIRCUITS

In a parallel circuit there is **MORE THAN ONE** path for the electrons to flow through.

Two light bulbs connected in a parallel circuit are placed in separate pathways (often called "branches").



Pictorial Diagram of  
2 bulbs in parallel



Schematic diagram  
of 2 bulbs in parallel